TO IMPROVE THE CARE PROVIDED TO PATIENTS ARRIVING IN HOSPITAL WITH ACUTE BOWEL OBSTRUCTION

ARRIVAL

CT SCAN with IV Contrast* should be undertaken and reported on promptly

** unless deemed inappropriate by a senior clinician*



CONSULTANT REVIEW should occur within **1 HOUR** for HIGH RISK patients and within **14 HOURS** for all acute patients

ADMIT patients diagnosed with acute bowel obstruction under a **SURGICAL TEAM**

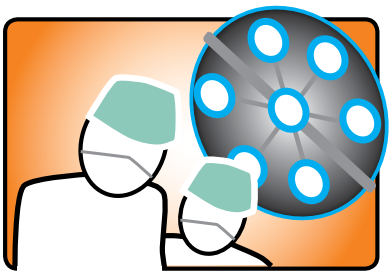

RAPID access to **THEATRE** should be available as needed

TREATMENT

PAIN - assess and treat
* On arrival
* Throughout admission & refer to pain team if needed

RISK ASSESSMENT – should be undertaken to aid shared decision-making and risks associated with a laparotomy

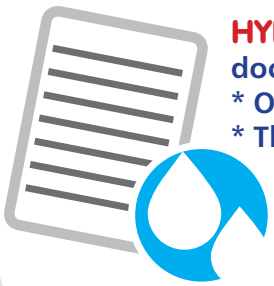

HYDRATION – measure, document and treat
* On arrival
* Throughout admission

NUTRITION – undertake a MUST screen
* On arrival
* At least weekly throughout the admission
* At discharge

Obtain dietitian/ nutrition input as needed



NCEPOD